

Microplastics in Seafood From the Coastal Areas in Semarang, Indonesia

Citation for published version (APA):

Hantoro, I., Van Belleghem, F. G. A. J., Löhr, A. J., Ragas, A., & Widianarko, B. (2022). *Microplastics in Seafood From the Coastal Areas in Semarang, Indonesia*. Poster session presented at SETAC Europe 32nd annual meeting, Copenhagen, Denmark.

Document status and date:

Published: 17/05/2022

Document Version:

Publisher's PDF, also known as Version of record

Please check the document version of this publication:

- A submitted manuscript is the version of the article upon submission and before peer-review. There can be important differences between the submitted version and the official published version of record. People interested in the research are advised to contact the author for the final version of the publication, or visit the DOI to the publisher's website.
- The final author version and the galley proof are versions of the publication after peer review.
- The final published version features the final layout of the paper including the volume, issue and page numbers.

[Link to publication](#)

General rights

Copyright and moral rights for the publications made accessible in the public portal are retained by the authors and/or other copyright owners and it is a condition of accessing publications that users recognise and abide by the legal requirements associated with these rights.

- Users may download and print one copy of any publication from the public portal for the purpose of private study or research.
- You may not further distribute the material or use it for any profit-making activity or commercial gain
- You may freely distribute the URL identifying the publication in the public portal.

If the publication is distributed under the terms of Article 25fa of the Dutch Copyright Act, indicated by the "Taverne" license above, please follow below link for the End User Agreement:

<https://www.ou.nl/taverne-agreement>

Take down policy

If you believe that this document breaches copyright please contact us at:

pure-support@ou.nl

providing details and we will investigate your claim.

Downloaded from <https://research.ou.nl/> on date: 09 Dec. 2023

Open Universiteit
www.ou.nl



MICROPLASTICS IN SEAFOOD FROM COASTAL AREAS IN SEMARANG, INDONESIA

Inneke Hantoro^{1,2}, Frank G.A.J. Van Belleghem^{1,3}, Ansje J. Löhr¹, Ad M.J. Ragas^{1,4}, Budi Widianarko²

Microplastics have been found in blood cockles, green mussels, and milkfish from the coastal areas of Semarang, Central Java, Indonesia. Green mussels had the highest concentration of microplastics compared to the other seafood species.

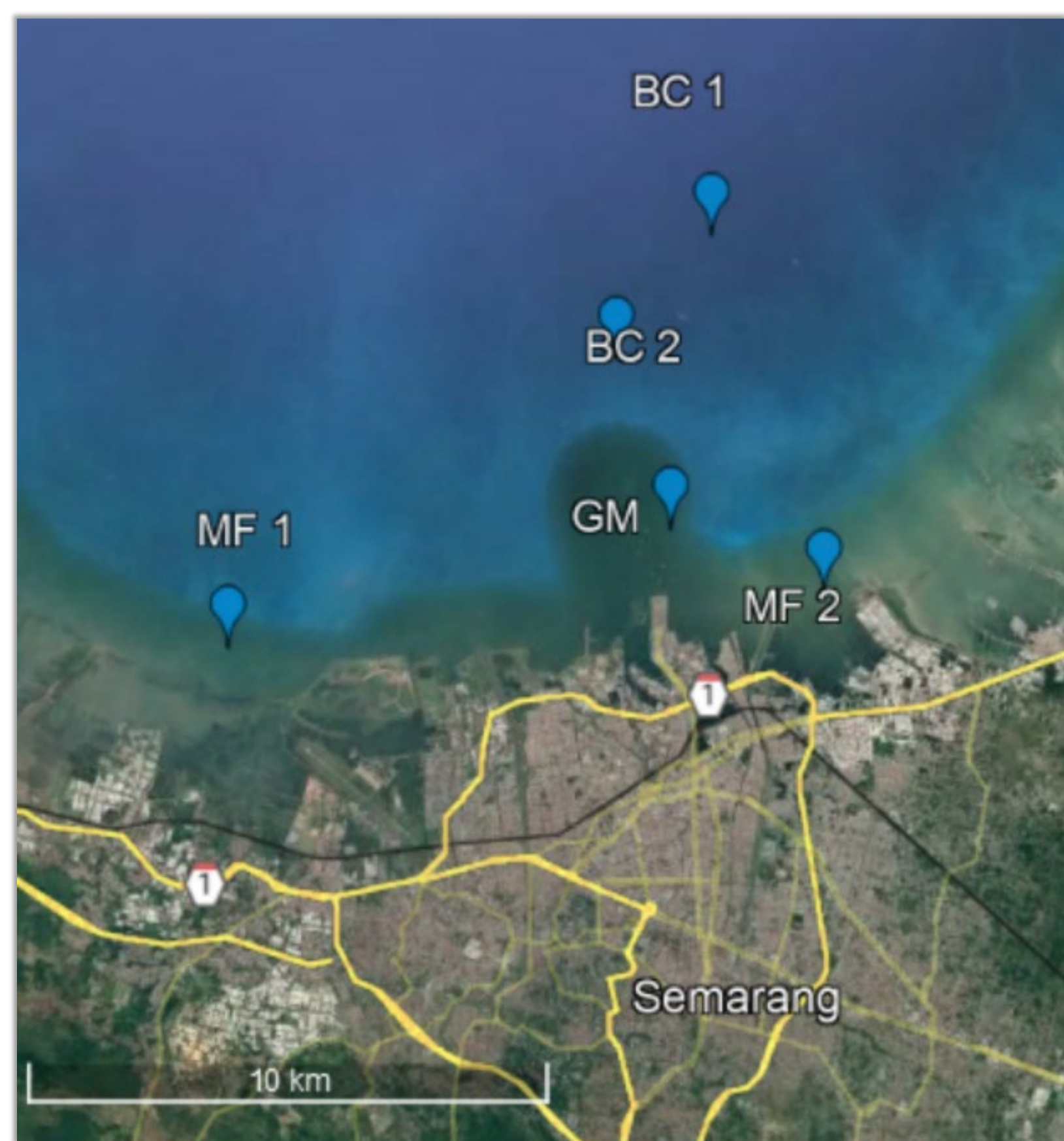
BACKGROUND

- Indonesia has been indicated as the 2nd largest contributor of mismanaged plastic waste ending up in the ocean.
- Java, as the most populated island of Indonesia, contributes 0.116 – 0.145 million tons of plastics waste per year, which can lead to the massive accumulation of microplastics (MPs) in the coastal areas.

OBJECTIVES

- to investigate the microplastics contamination level in various seafoods from coastal areas in Semarang, Indonesia
- to characterize the detected microplastic particles

METHODS



Note: Blood cockles (BC 1 & BC 2), green mussels (GM, and milkfish (MF 1 & MF 2)

Figure 1. Sampling locations for seafood in coastal areas in Semarang

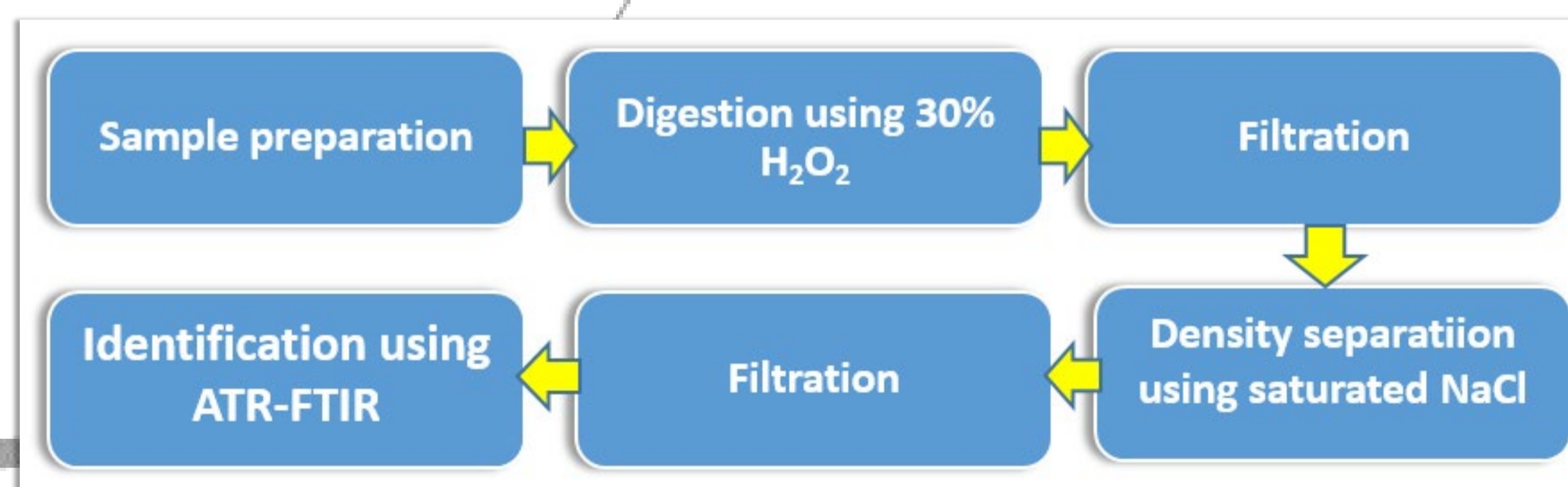


Figure 2. Microplastics analysis in seafood samples

RESULTS

Table 1. The concentration of MPs in seafood (particles/g ww)

Seafood	Contaminated samples (%)	Particles suspected as MPs (particles/g ww)
Blood cockles (N = 60)	100	14.5 ± 6.02
Milkfish (N = 60)	98.5	0.81 ± 0.60
Green mussels (N = 50)	100	33.21 ± 22.29

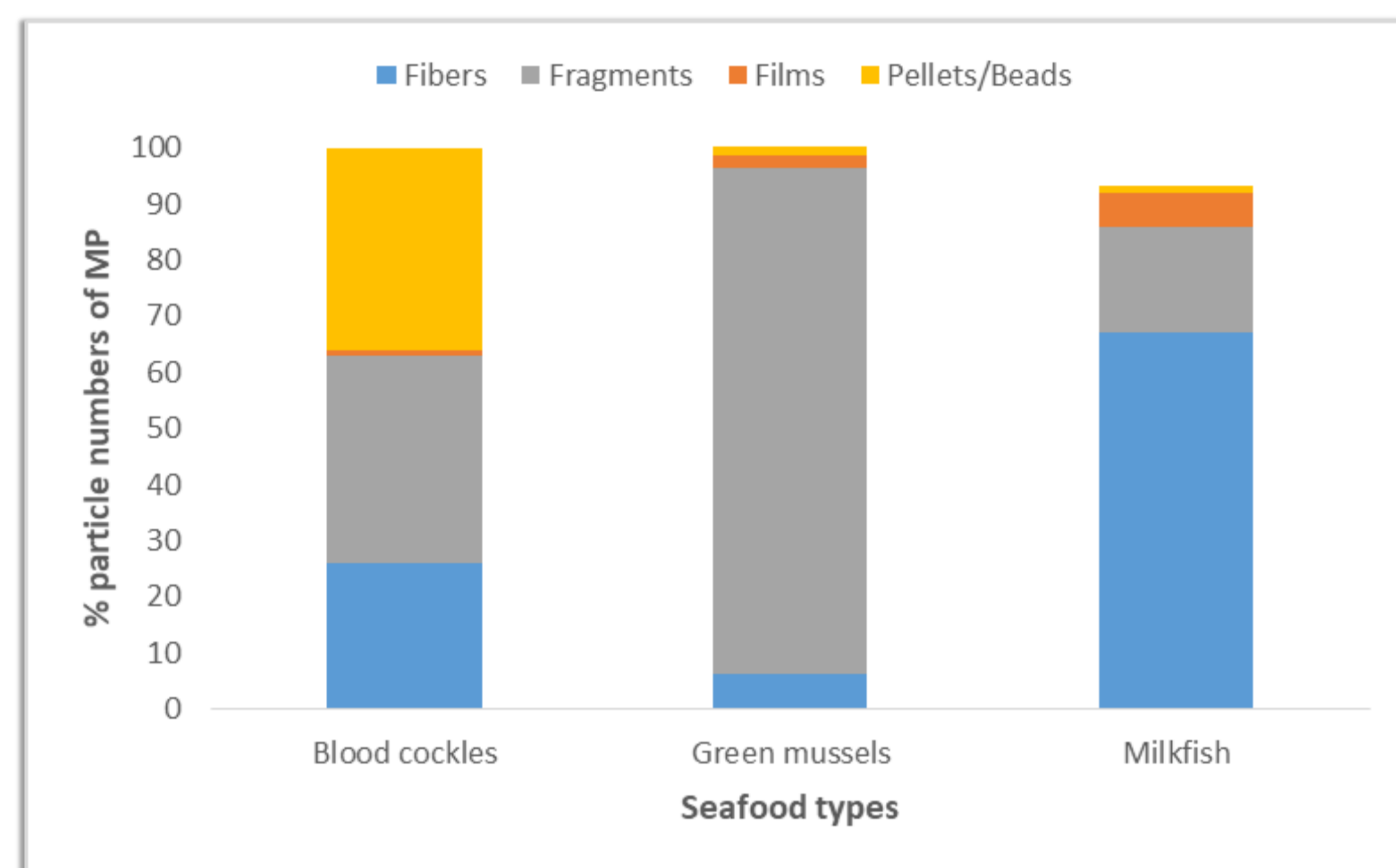


Figure 3. The size distribution of MPs in seafood

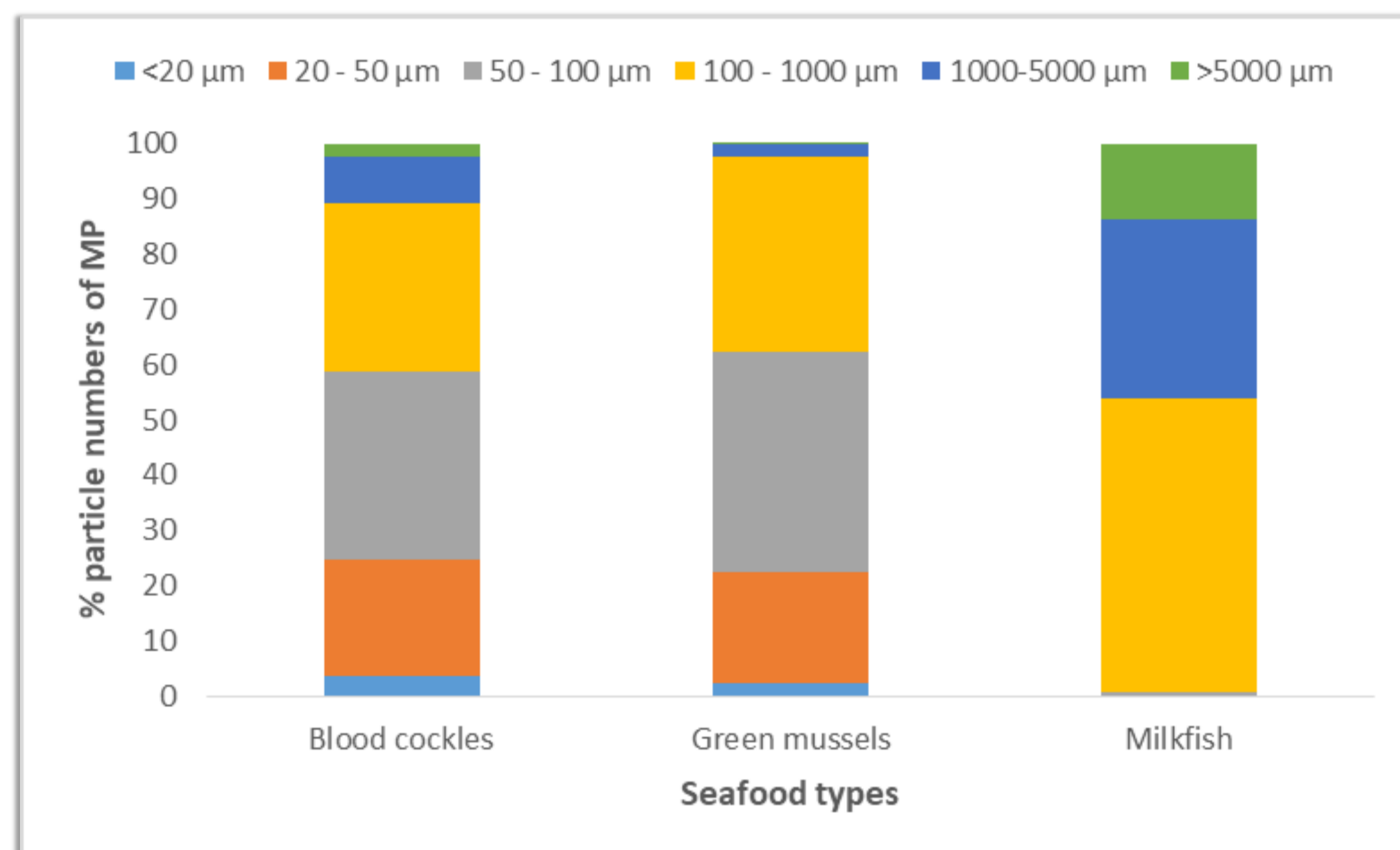


Figure 4. The distribution of MP morphotypes in seafood

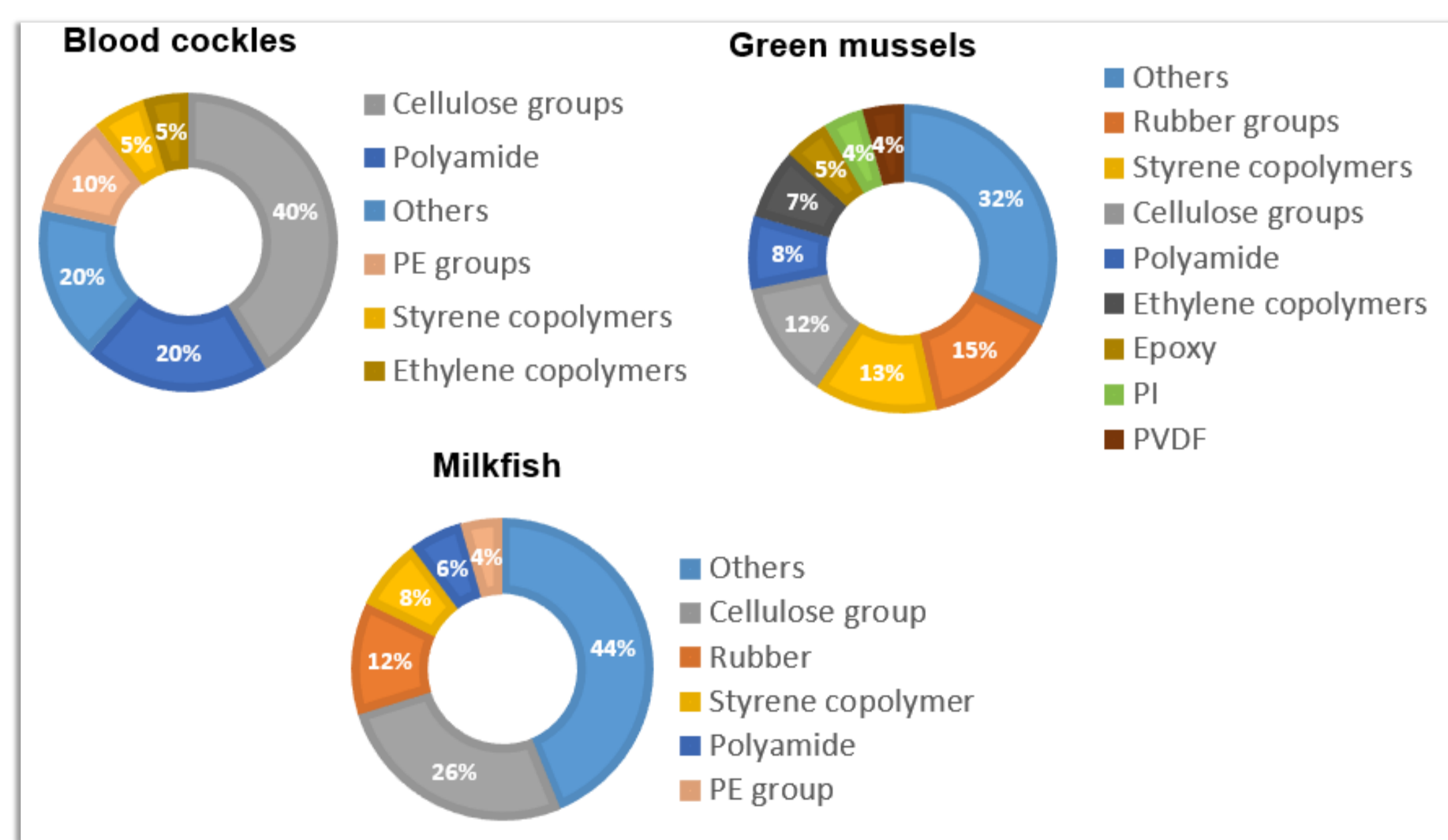


Figure 5. Polymer composition of MPs in seafood

CONCLUSIONS

- ❖ Seafood from the coastal areas of Semarang is contaminated with MPs.
- ❖ Bivalves, including green mussels and blood cockles accumulated more and smaller MPs than milkfish.
- ❖ Green mussels had the highest concentration of MPs among the investigated species.

¹Faculty of Science, Department of Environmental Sciences, Open University, the Netherlands

²Faculty of Agricultural Technology, Department of Food Technology, Soegijapranata Catholic University, Indonesia

³Centre for Environmental Sciences, Research Group Zoology: Biodiversity & Toxicology, Hasselt University, Belgium

⁴Institute of Water and Wetland Research, Department of Environmental Science, Radboud University, the Netherlands

